EXTERNAL WALL SYSTEMS

LEGEND UPDATED

- EWS-010 CURTAIN WALL GLAZING / CLADDING SYSTEM, BALUSTRADE
  PANEL TYPES
  - A. GLAZING: DOUBLE GLAZED HIGH PERFORMANCE LOW-E SOLAR NEUTRAL GREY TINTED GLASS
  - B. GLAZING WITH BACKPAN
  - C. SOLID PANEL
  PANEL / BACKPAN: NON-COMBUSTIBLE CLADDING IN WARM COLOUR
  FRAME: DARK GREY ALUMINIUM FRAME
- EWS-020 VERTICAL LOUVRES - FIXED
  LOUVRE MATERIAL: NON-COMBUSTIBLE MATERIAL IN WARM COLOUR
  FRAME: DARK GREY ALUMINIUM FRAME
- EWS-030 GLASS LOUVRES - OPERABLE
  LOUVRE MATERIAL: GLASS
  FRAME: DARK GREY ALUMINIUM FRAME
- EWS-040 PLANT ROOM LOUVRES - FIXED
  LOUVRE MATERIAL: ALUMINIUM, DARK GREY
  FRAME: DARK GREY ALUMINIUM FRAME
- EWS-050 SOLID WALL
  CONCRETE OR MASONRY
  COLOUR: DARK GREY
- EWS-060 ARCHITECTURAL ROOF FEATURE
  PANELS: GLAZED - NEUTRAL GREY TINTED GLASS
  TRANSOMS / MULLIONS COLOUR: DARK GREY
  SUPPORTING STRUCTURAL FRAME COLOUR: DARK GREY

CANOPIES

- CAN-001 CLEAR GLASS CANOPY - GROUND FLOOR
  PANEL TYPE: HEAT STRENGTHENED GLASS WITH SERAPHIC FRIT
  FRAME: DARK GREY STEEL FRAME
- CAN-002 CLEAR GLASS CANOPY AND VERTICAL SCREEN - ARCADE
  PANEL TYPE: HEAT STRENGTHENED GLASS WITH SERAPHIC FRIT
  FRAME: DARK GREY STEEL FRAME
- CAN-003 CLEAR GLASS CANOPY - UPPER LEVEL TERRACES
  PANEL TYPE: HEAT STRENGTHENED GLASS WITH SERAPHIC FRIT
  FRAME: DARK GREY STEEL FRAME
- CAN-004 OPEN CANOPY - L3 PLANT
  FRAME: DARK GREY STEEL FRAME
- CAN-005 CONCRETE CANOPY - ABOVE SUBSTATION
  COLOUR: DARK GREY

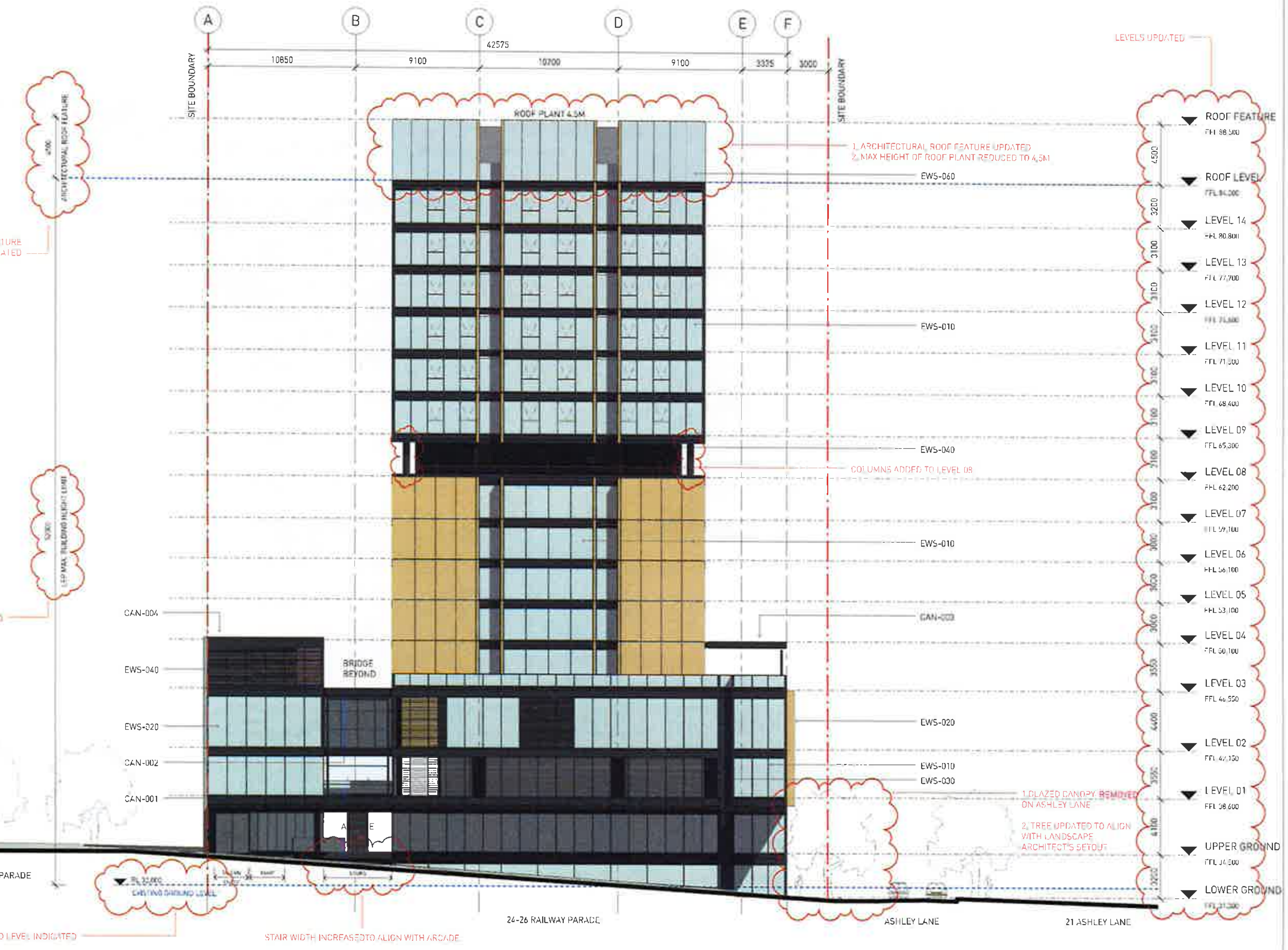

NOTES

[1] EXISTING GROUND LEVEL (RL 32.000) TAKEN AS PER SURVEY DETAIL PLAN, REF 20746/DET/2 SHEET 1, ISSUE A (8/2001) REFER TO DRAWING DA010 FOR CLARIFICATION

NOTE ADDED

Rev	Date	Comment
A	28.05.2018	DA SUBMISSION
B	26.10.2018	REVISED DA
C	05.03.19	DA - RFI UPDATE

Project: 24-26 Railway Parade Westmead 2145 NSW

Architect: SISSONS ARCHITECTS, Studio 501, Level 5, 53 Berry St, North Sydney, NSW 2060, Tel. 02 8904 1853, www.sissonsarchitects.com

Client: Orti Pty Ltd

Scale: 1 : 150 @A1 HALF SCALE @ A3

Drawing Title: RAILWAY PARADE ELEVATION (SOUTH)

DEVELOPMENT APPLICATION

Project No. 16-021 Drawing No. DA151 Rev. C

EXTERNAL WALL SYSTEMS

LEGEND UPDATED

EWS-010 CURTAIN WALL GLAZING / CLADDING SYSTEM, BALUSTRADE
PANEL TYPES
A. GLAZING: DOUBLE GLAZED HIGH PERFORMANCE LOW-E SOLAR NEUTRAL GREY TINTED GLASS
B. GLAZING WITH BACKPAN
C. SOLID PANEL
PANEL / BACKPAN: NON-COMBUSTIBLE CLADDING IN WARM COLOUR
FRAME: DARK GREY ALUMINIUM FRAME

EWS-020 VERTICAL LOUVRES - FIXED
LOUVRE MATERIAL: NON-COMBUSTIBLE MATERIAL IN WARM COLOUR
FRAME: DARK GREY ALUMINIUM FRAME

EWS-030 GLASS LOUVRES - OPERABLE
LOUVRE MATERIAL: GLASS
FRAME: DARK GREY ALUMINIUM FRAME

EWS-040 PLANT ROOM LOUVRES - FIXED
LOUVRE MATERIAL: ALUMINIUM, DARK GREY
FRAME: DARK GREY ALUMINIUM FRAME

EWS-050 SOLID WALL
CONCRETE OR MASONRY
COLOUR: DARK GREY

EWS-060 ARCHITECTURAL ROOF FEATURE
PANELS: GLAZED - NEUTRAL GREY TINTED GLASS
TRANSOMS / MULLIONS COLOUR: DARK GREY
SUPPORTING STRUCTUTRAL FRAME COLOUR: DARK GREY

CANOPIES

CAN-001 CLEAR GLASS CANOPY - GROUND FLOOR
PANEL TYPE: HEAT STRENGTHENED GLASS WITH SERAPHIC FRIT
FRAME: DARK GREY STEEL FRAME

CAN-002 CLEAR GLASS CANOPY AND VERTICAL SCREEN - ARCADE
PANEL TYPE: HEAT STRENGTHENED GLASS WITH SERAPHIC FRIT
FRAME: DARK GREY STEEL FRAME

CAN-003 CLEAR GLASS CANOPY - UPPER LEVEL TERRACES
PANEL TYPE: HEAT STRENGTHENED GLASS WITH SERAPHIC FRIT
FRAME: DARK GREY STEEL FRAME

CAN-004 OPEN CANOPY - L3 PLANT
FRAME: DARK GREY STEEL FRAME

CAN-005 CONCRETE CANOPY - ABOVE SUBSTATION
COLOUR: DARK GREY



General Notes

1. Do not scale drawings. Dimensions govern.
2. All dimensions are in millimetres unless noted otherwise.
3. All dimensions shall be verified on site before proceeding with the work.
4. All omissions or discrepancies shall be notified to the architect.
5. Mechanical and Electrical plant and services shown are indicative only. Refer to Services Engineer's drawings.
6. All element/section sizes are indicative only. Refer to Structural Engineer's drawings for details.

Copyright

The copyright of this drawing together with any other documents prepared by Sissons Architects remains the property of Sissons Architects. Sissons Architects grants licence for the use of this document for the purpose for which it is intended. The licence is not transferable without the permission of Sissons Architects.

Rev	Date	Comment
A	26.02.2018	DA SUBMISSION
B	26.10.2018	REVISED DA
C	05.03.19	DA - RFI UPDATE

NOTES

1 EXISTING GROUND LEVEL (RL 32.000) TAKEN AS PER SURVEY DETAIL PLAN, REF 20746/DET/2 SHEET 1, ISSUE A (8/2001) REFER TO DRAWING DA010 FOR CLARIFICATION

NOTE ADDED

RAILWAY PARADE
ASHLEY LANE
North

Project: 24-26 Railway Parade Westmead 2145 NSW

Client: Dnd Pty Ltd

Architect: SISSONS ARCHITECTS
Studio 501, Level 5
53 Berry St, North Sydney, NSW 2060
Tel. 02 8904 1850

Scale: 1 : 150 @A1 HALF SCALE @ A3

Drawing Title: ASHLEY LANE ELEVATION (EAST)

DEVELOPMENT APPLICATION

Project No.: 16-021 Drawing No.: DA152 Rev.: C

EXTERNAL WALL SYSTEMS

LEGEND UPDATED

EWS-010 CURTAIN WALL GLAZING / CLADDING SYSTEM, BALUSTRADE
PANEL TYPES:
A GLAZING: DOUBLE GLAZED HIGH PERFORMANCE LOW-E SOLAR NEUTRAL GREY TINTED GLASS
B. GLAZING WITH BACKPAN
C SOLID PANEL
PANEL / BACKPAN: NON-COMBUSTIBLE CLADDING IN WARM COLOUR
FRAME: DARK GREY ALUMINIUM FRAME

EWS-020 VERTICAL LOUVRES - FIXED
LOUVRE MATERIAL: NON-COMBUSTIBLE MATERIAL IN WARM COLOUR
FRAME: DARK GREY ALUMINIUM FRAME

EWS-030 GLASS LOUVRES - OPERABLE
LOUVRE MATERIAL: GLASS
FRAME: DARK GREY ALUMINIUM FRAME

EWS-040 PLANT ROOM LOUVRES - FIXED
LOUVRE MATERIAL: ALUMINIUM, DARK GRE /
FRAME: DARK GREY ALUMINIUM FRAME

EWS-050 SOLID WALL
CONCRETE OR MASONRY
COLOUR: DARK GREY

EWS-060 ARCHITECTURAL ROOF FEATURE
PANELS: GLAZED - NEUTRAL GREY TINTED GLASS
TRANSOMS / MULLIONS COLOUR: DARK GREY
SUPPORTING STRUCTURAL FRAME COLOUR: DARK GREY

CANOPIES

CAN-001 CLEAR GLASS CANOPY - GROUND FLOOR
PANEL TYPE: HEAT STRENGTHENED GLASS WITH SERAPHIC FRIT
FRAME: DARK GREY STEEL FRAME

CAN-002 CLEAR GLASS CANOPY AND VERTICAL SCREEN - ARCADE
PANEL TYPE: HEAT STRENGTHENED GLASS WITH SERAPHIC FRIT
FRAME: DARK GREY STEEL FRAME

CAN-003 CLEAR GLASS CANOPY - UPPER LEVEL TERRACES
PANEL TYPE: HEAT STRENGTHENED GLASS WITH SERAPHIC FRIT
FRAME: DARK GREY STEEL FRAME

CAN-004 OPEN CANOPY - L3 PLANT
FRAME: DARK GREY STEEL FRAME

CAN-005 CONCRETE CANOPY - ABOVE SUBSTATION
COLOUR: DARK GREY

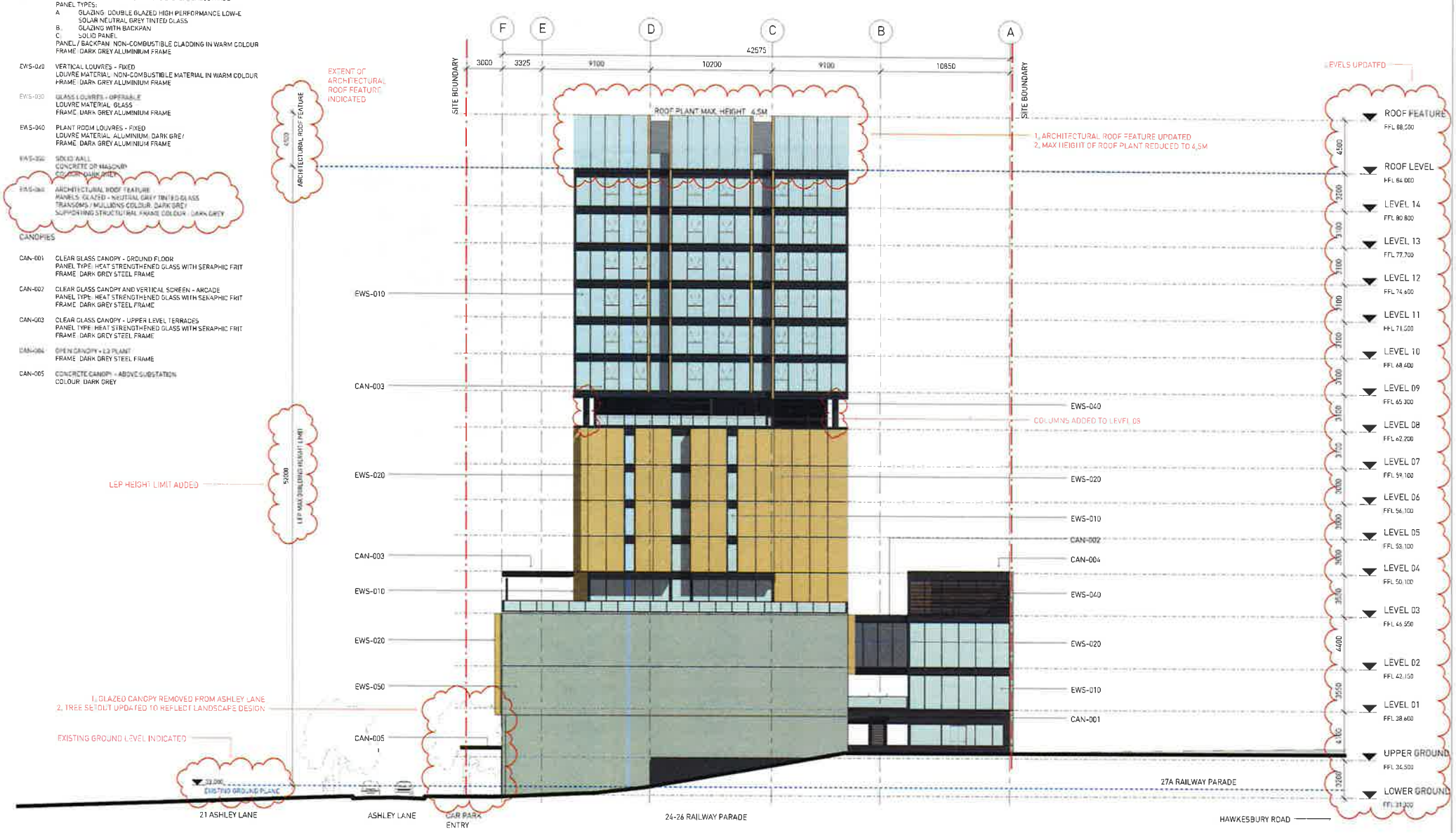

General Notes

1. Do not scale drawings. Dimensions govern.
2. All dimensions are in millimetres unless noted otherwise.
3. All dimensions shall be verified on site before proceeding with the work
4. All omissions or discrepancies shall be notified to the architect
5. Mechanical and Electrical plant and services shown are indicative only. Refer to Service Engineers drawings.
6. All steelwork section sizes are indicative only. Refer to Structural Engineers drawings for serial sizes

Copyright

The copyright of this drawing together with any other documents prepared by Sissons Architects remains the property Sissons Architects.
Sissons Architects grants licence for the use of this document for the purpose for which it is intended. The licence is not transferable without the permission of Sissons Architects.

Rev.	Date	Comment
A	28.02.2019	DA SUBMISSION
B	26.10.2019	REVISED DA
C	16.03.19	DA - RFI UPDATE

NOTES

1 EXISTING GROUND LEVEL (RL 32.000) TAKEN AS PER SURVEY DETAIL PLAN, REF 30744/DET/2 SHEET 1, ISSUE A (8/2001)
REFER TO DRAWING **DA010** FOR CLARIFICATION

NOTE ADDED

Project
24-26 Railway Parade Westmead 2145 NSW

Client
Dnd Pty Ltd

Architect
SISSONS ARCHITECTS
Studio 501, Level 5
53 Berry St, North Sydney, NSW 2060
Tel. 02 9904 1853
www.sissonsarchitects.com

Scale
1 : 150 @A1 HALF SCALE @ A3

Drawing Title
NORTH ELEVATION

DEVELOPMENT APPLICATION

Project No. 16-021 Drawing No. DA153 Rev. C

EXTERNAL WALL SYSTEMS

EWS-010 CURTAIN WALL GLAZING / CLADDING SYSTEM, BALUSTRADE
PANEL TYPES:
A. GLAZING: DOUBLE GLAZED HIGH PERFORMANCE LOW-E SOLAR NEUTRAL GREY TINTED GLASS
B. GLAZING WITH BACKPAN
C. SOLID PANEL
PANEL / BACKPAN: NON-COMBUSTIBLE CLADDING IN WARM COLOUR
FRAME: DARK GREY ALUMINIUM FRAME

EWS-020 VERTICAL LOUVRES - FIXED
LOUVRE MATERIAL: NON-COMBUSTIBLE MATERIAL IN WARM COLOUR
FRAME: DARK GREY ALUMINIUM FRAME

EWS-030 GLASS LOUVRES - OPERABLE
LOUVRE MATERIAL: GLASS
FRAME: DARK GREY ALUMINIUM FRAME

EWS-040 PLANT ROOM LOUVRES - FIXED
LOUVRE MATERIAL: ALUMINIUM, DARK GREY
FRAME: DARK GREY ALUMINIUM FRAME

EWS-050 SOLID WALL
CONCRETE OR MASONRY
COLOUR: MID GREY

EWS-060 ARCHITECTURAL ROOF FEATURE
PANELS: GLAZED - NEUTRAL GREY TINTED GLASS
TRANSOMS / MULLIONS COLOUR: DARK GRE/
SUPPORTING STRUCTUTRAL FRAME COLOUR: DARK GREY

CANOPIES

CAN-001 CLEAR GLASS CANOPY - GROUND FLOOR
PANEL TYPE: HEAT STRENGTHENED GLASS WITH SERAPHIC FRIT
FRAME: DARK GREY STEEL FRAME

CAN-002 CLEAR GLASS CANOPY AND VERTICAL SCREEN - ARCADE
PANEL TYPE: HEAT STRENGTHENED GLASS WITH SERAPHIC FRIT
FRAME: DARK GREY STEEL FRAME

CAN-003 CLEAR GLASS CANOPY - UPPER LEVEL TERRACES
PANEL TYPE: HEAT STRENGTHENED GLASS WITH SERAPHIC FRIT
FRAME: DARK GREY STEEL FRAME

CAN-004 OPEN CANOPY - L3 PLANT
FRAME: DARK GREY STEEL FRAME

CAN-005 CONCRETE CANOPY - ABOVE SUBSTATION
COLOUR: DARK GREY

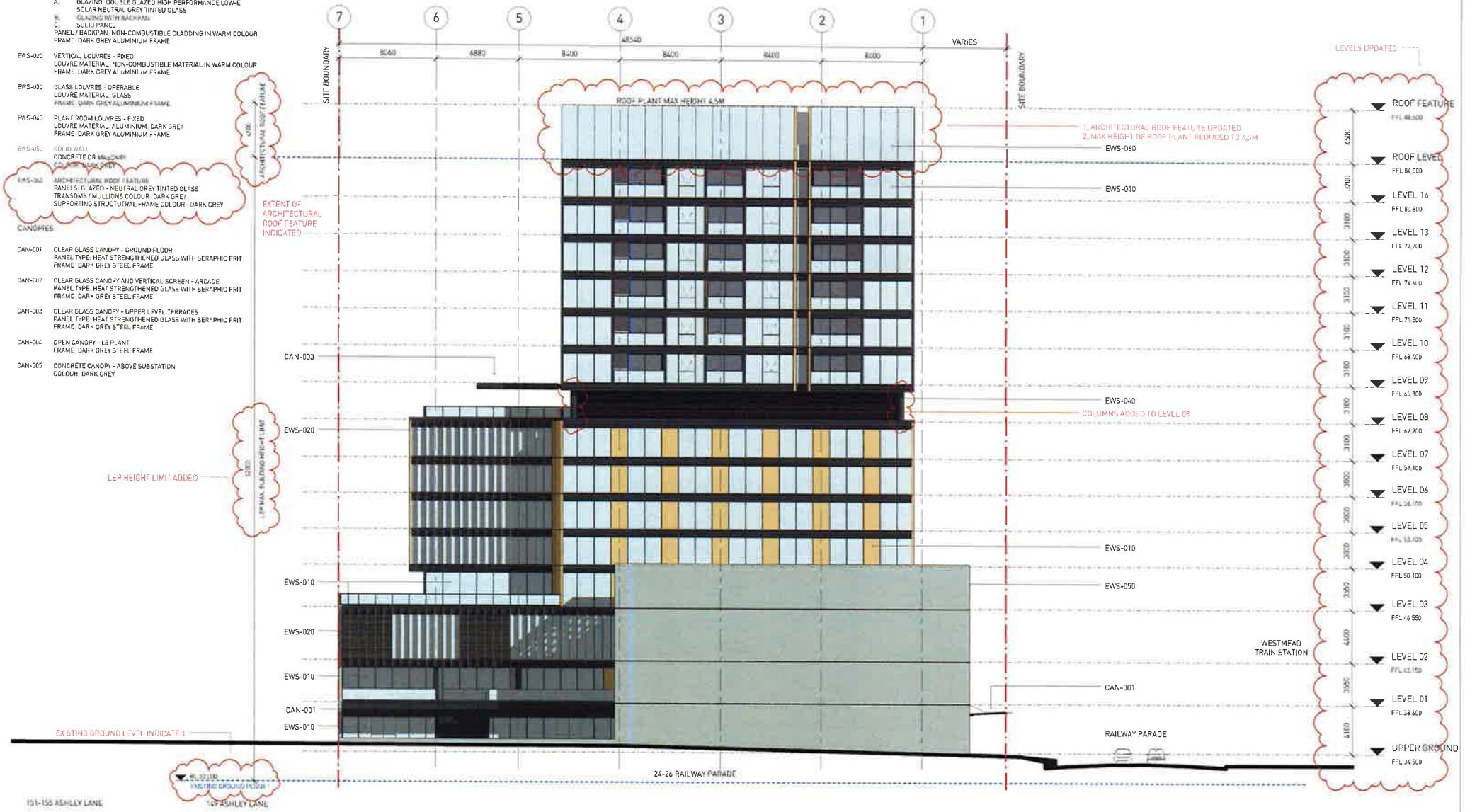

DRAFT

General Notes
1. Do not scale drawings. Dimensions govern.
2. All dimensions are in millimetres unless noted otherwise.
3. All dimensions shall be verified on site before proceeding with the work.
4. All errors or discrepancies shall be notified to the architect.
5. Mechanical and Electrical plant and services shown are indicative only. Refer to Service Engineers drawings.
6. All structural sizes are indicative only. Refer to Structural Engineers drawings for actual sizes.

Copyright
The copyright of this drawing together with any other documents prepared by Sissons Architects remains the property Sissons Architects.
Sissons Architects grants licence for the use of this document for the purpose for which it is intended. The licence is not transferable.
Without the permission of Sissons Architects.

Rev	Date	Comment
A	28.05.2019	DA SUBMISSION
B	26.10.2019	REVISED DA
C	05.02.19	DA - RFI UPDATE

NOTES
1 EXISTING GROUND LEVEL (RL 32.000) TAKEN AS PER SURVEY DETAIL PLAN, REF 20746/DET/2 SHEET 1, ISSUE A 18/2001 REFER TO DRAWING DA010 FOR CLARIFICATION

NOTE ADDED

North

Project
24-26 Railway Parade Westmead 2145
NSW

Client
QIC Pty Ltd

Architect
SISSONS ARCHITECTS
Studio 501, Level 5
50 Berry St, North Sydney, NSW 2060
Tel. 02 8904 1823
www.sissonsarchitects.com

Scale
1 : 150 @A1 HALF SCALE @ A3

Drawing Title
WEST ELEVATION

DEVELOPMENT APPLICATION

Project No. / Drawing No.
16-021 DA154

Rev.
C

LEGEND UPDATED

EXTERNAL WALL SYSTEMS

EWS-010 CURTAIN WALL GLAZING / CLADDING SYSTEM, BALUSTRADE PANEL TYPES
A. GLAZING: DOUBLE GLAZED HIGH PERFORMANCE LOW-E SOLAR NEUTRAL GREY TINTED GLASS
B. GLAZING WITH BACKPAN
C. SOLID PANEL
PANEL / BACKPAN: NON-COMBUSTIBLE CLADDING IN WARM COLOUR
FRAME: DARK GREY ALUMINIUM FRAME

EWS-020 VERTICAL LOUVRES - FIXED
LOUVRE MATERIAL: NON-COMBUSTIBLE MATERIAL IN WARM COLOUR
FRAME: DARK GREY ALUMINIUM FRAME

EWS-030 GLASS LOUVRES - OPERABLE
LOUVRE MATERIAL: GLASS
FRAME: DARK GREY ALUMINIUM FRAME

EWS-040 PLANT ROOM LOUVRES - FIXED
LOUVRE MATERIAL: ALUMINIUM, DARK GREY
FRAME: DARK GREY ALUMINIUM FRAME

EWS-050 SOLID WALL
CONCRETE OR MASONRY
COLOUR: DARK GREY

CANOPIES

CAN-001 CLEAR GLASS CANOPY - GROUND FLOOR
PANEL TYPE: HEAT STRENGTHENED GLASS WITH SERAPHIC FRIT
FRAME: DARK GREY STEEL FRAME

CAN-002 CLEAR GLASS CANOPY AND VERTICAL SCREEN - ARCADE
PANEL TYPE: HEAT STRENGTHENED GLASS WITH SERAPHIC FRIT
FRAME: DARK GREY STEEL FRAME

CAN-003 CLEAR GLASS CANOPY - UPPER LEVEL TERRACES
PANEL TYPE: HEAT STRENGTHENED GLASS WITH SERAPHIC FRIT
FRAME: DARK GREY STEEL FRAME

CAN-004 OPEN CANOPY - L3 PLANT
FRAME: DARK GREY STEEL FRAME

CAN-005 CONCRETE CANOPY - ABOVE SUBSTATION
COLOUR: DARK GREY

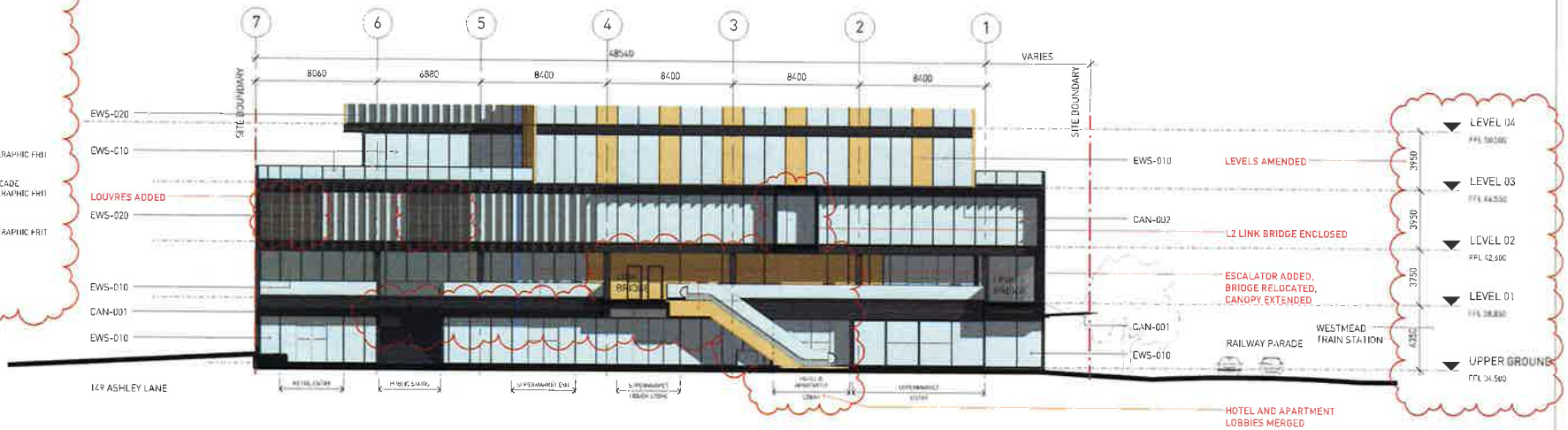

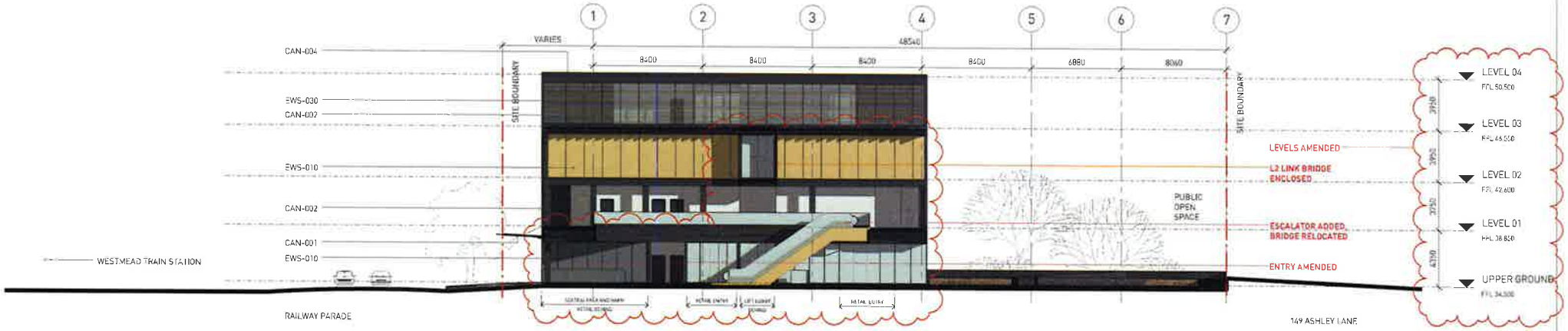

General Notes

1. Do not scale drawings. Dimensions given in.
2. All dimensions are in millimetres unless noted otherwise.
3. All dimensions shall be verified on site before proceeding with the work.
4. All omissions or discrepancies shall be reported to the architect.
5. Mechanical and Electrical plant and services shown are indicative only. Refer to Service Engineers drawings.
6. All structural sections sizes are indicative only. Refer to Structural Engineers drawings for actual sizes.

Copyright

The copyright of the drawing together with any other documents prepared by Sissons Architects remains the property Sissons Architects.
Sissons Architects grants licence for the use of this document for the purpose for which it is intended. The licence is not transferable without the permission of Sissons Architects.

Rev	Date	Comment
A	24.05.2016	DA SUBMISSION
B	26.06.2016	REVISED DA

North

Project
26-28 Railway Parade Westmead 2145
NSW

Client
Grill Pty Ltd

Architect
SISSONS ARCHITECTS
Studio 501, Level 5
52 Berry St. North Sydney, NSW 2060
Tel. 02 8904 1850
www.sissonsarchitects.com

Scale
1 : 150 @A1 HALF SCALE @ A3

Drawing Title
ARCADE ELEVATIONS

DEVELOPMENT APPLICATION

Project No. 16-021 Drawing No. DA155 Rev. B

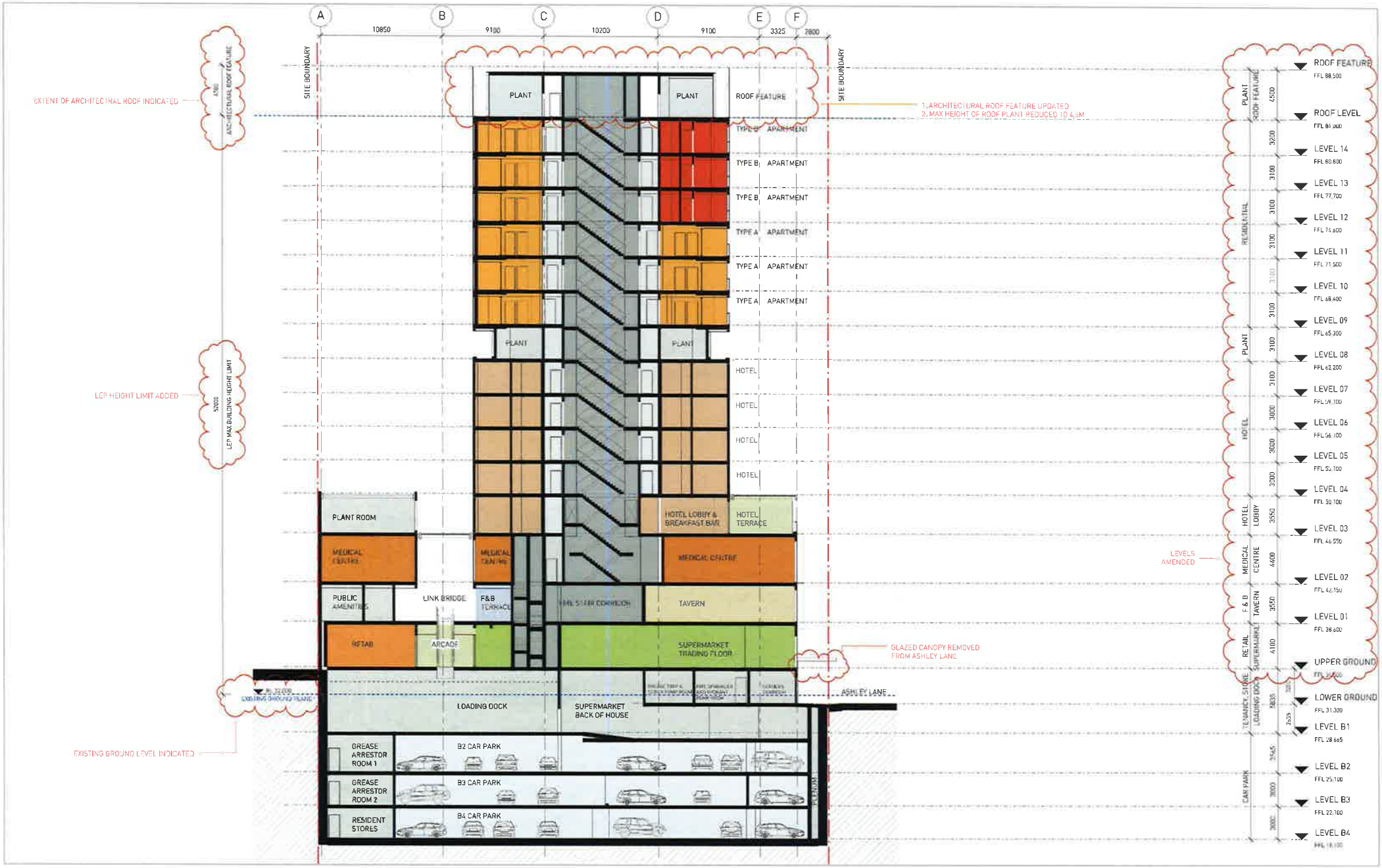

General Notes

1. Do not scale drawings. Dimensions govern.
2. All dimensions are in millimetres unless noted otherwise.
3. All dimensions shall be verified on site before proceeding with the work
4. All omissions or discrepancies shall be notified to the architect
5. Mechanical and Electrical plant and services shown are indicative only. Refer to Service Engineers drawings
6. All steelwork section sizes are indicative only. Refer to Structural Engineers drawings for serial sizes

Copyright

The copyright of this drawing together with any other documents prepared by Sissons Architects remains the property Sissons Architects.
Sissons Architects grants licence for the use of this document for the purpose for which it is intended. The licence is not transferable without the permission of Sissons Architects.

Rev	Date	Comment
A	24.07.2018	DA SUBMISSION
B	26.10.2018	REVISED DA
C	05.03.19	DA - RFI UPDATE

NOTES

1 EXISTING GROUND LEVEL (RL 32.000) TAKEN AS PER SURVEY. DETAIL PLAN. REF 20746/DET/2 SHEET 1. ISSUE A (8/2001) REFER TO DRAWING DA010 FOR CLARIFICATION

NOTE ADDED

Project
24-26 Railway Parade Westmead 2145 NSW

Client
Grid Pty Ltd

Architect
SISSONS ARCHITECTS
Studio 501, Level 5
53 Berry St, North Sydney, NSW 2060
Tel. 02 9904 1903
www.sissonsarchitects.com

Scale
1 : 150 (A1) HALF SCALE @ A3

Drawing Title
SECTION 1

DEVELOPMENT APPLICATION

Project No. 16-021 Drawing No. DA161 Rev. C

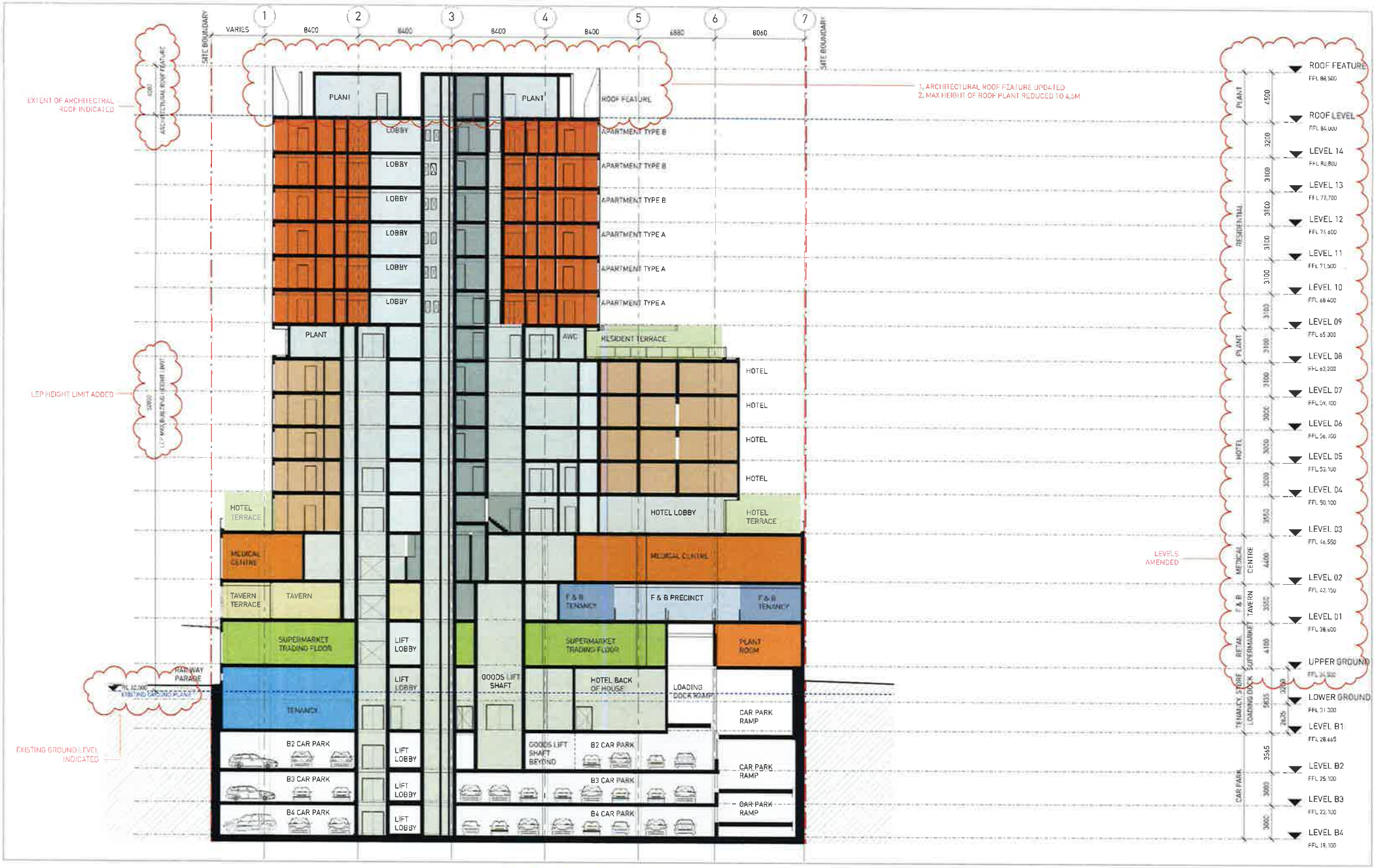

General Notes

1. Do not scale drawings. Dimensions govern.
2. All dimensions are in millimetres unless noted otherwise.
3. All dimensions shall be verified on site before proceeding with the work.
4. All ambiguity or discrepancies shall be notified to the architect.
5. Mechanical and Electrical plant and services shown are indicative only. Refer to Service Engineers drawings.
6. All steelwork section sizes are indicative only. Refer to Structural Engineers drawings for serial sizes.

Copyright

The copyright of this drawing together with any other documents prepared by Sissons Architects remains the property Sissons Architects.
Sissons Architects grants licence for the use of this document for the purpose for which it is intended. The licence is not transferable without the permission of Sissons Architects.

Rev	Date	Comment
A	06.02.2018	DA SUBMISSION
B	26.10.2018	REVISED DA
C	05.03.19	DA - RFI UPDATE

NOTES

1 EXISTING GROUND LEVEL (RL 32.000) TAKEN AS PER SURVEY: DETAIL PLAN, REF 20746/DET/2 SHEET 1, ISSUE A (8/2001) REFER TO DRAWING DA010 FOR CLARIFICATION

NOTE ADDED

Project
24-26 Railway Parade Westmead 2145 NSW

Client
Unil Pty Ltd

Architect
SISSONS ARCHITECTS
Studio 501, Level 5
53 Berry St, North Sydney, NSW 2060
Tel. 02 8904 1803
www.sissonsarchitects.com

Scale
1 : 150 @A1 HALF SCALE @ A3

Drawing Title
SECTION 2

DEVELOPMENT APPLICATION

Project No. 16-021 Drawing No. DA162 Rev. C

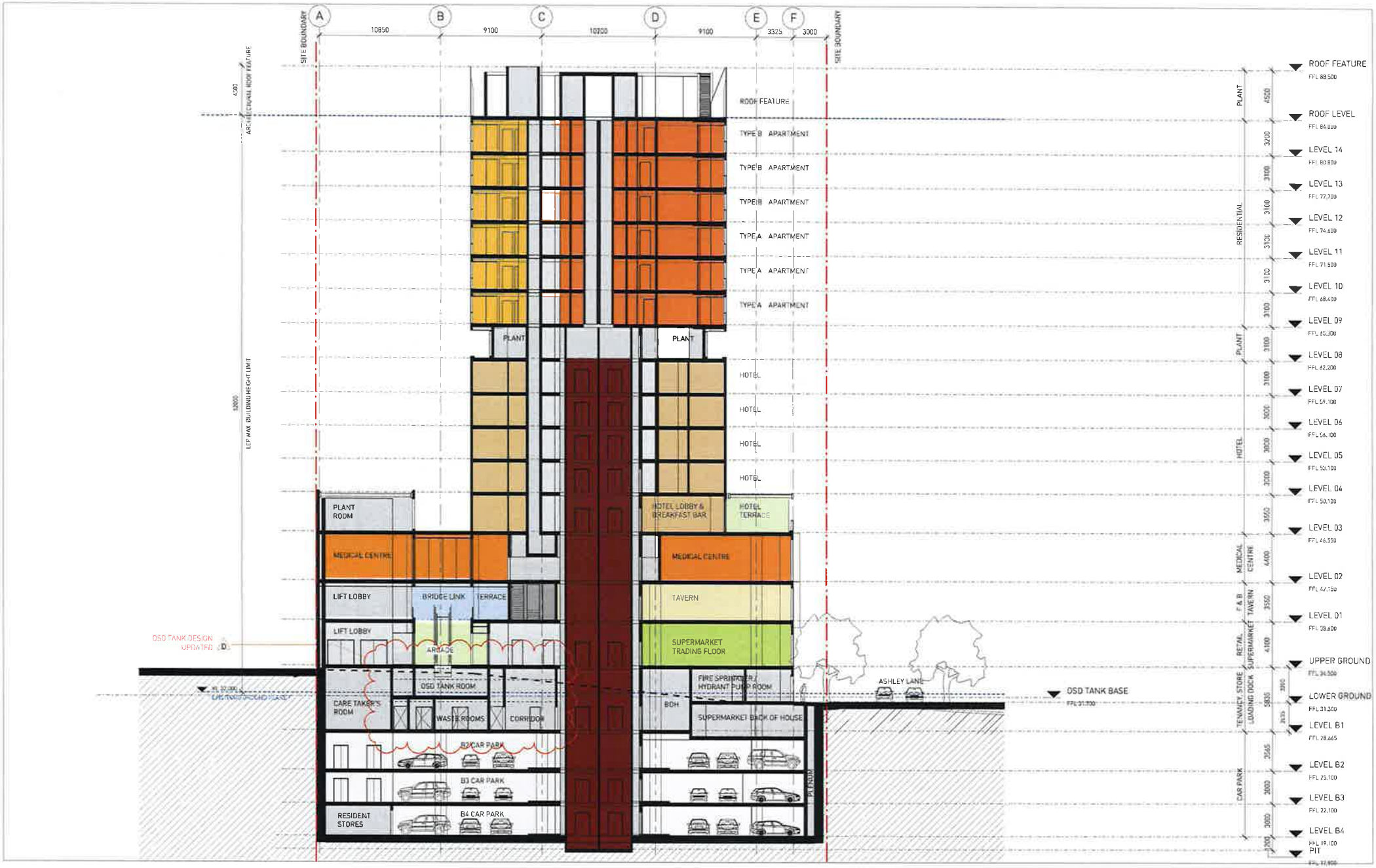

General Notes

1. Do not scale drawings. Dimensions govern.
2. All dimensions are in millimetres unless noted otherwise.
3. All dimensions shall be verified on site before proceeding with the work.
4. All omissions or discrepancies shall be notified to the architect.
5. Mechanical and Electrical plant and services shown are indicative only. Refer to Service Engineers drawings.
6. All structural screen walls are indicative only. Refer to Structural Engineers drawings for actual sizes.

Copyright

The copyright of this drawing together with any other documents prepared by Sissons Architects remains the property Sissons Architects. Sissons Architects grants licence for the use of this document for the purpose for which it is intended. The licence is not transferable without the permission of Sissons Architects.

Rev	Date	Comment
A	16.02.2018	DA SUBMISSION
B	16.10.2018	REVISED DA
C	16.02.19	DA - RFI UPDATE
D	16.22.19	DA - OSD TANK UPDATE

NOTES

1 EXISTING GROUND LEVEL (RL 32.000) TAKEN AS PER SURVEY: DETAIL PLAN, REF 20746/DET/1 SHEET 1, ISSUE A (8/2001) REFER TO DRAWING DA010 FOR CLARIFICATION

Project
24-26 Railway Parade Westmead 2145 NSW

Client
Grid Pty Ltd

Architect
SISSONS ARCHITECTS
Studio 501, Level 5
53 Berry St. North Sydney, NSW. 2060
Tel. 02 9904 1803
www.sissonsarchitects.com

Scale
1 : 150 @A1 HALF SCALE @ A3

Drawing Title
SECTION 3

DEVELOPMENT APPLICATION

16-021 DA163 D

Project No. Drawing No. Rev.

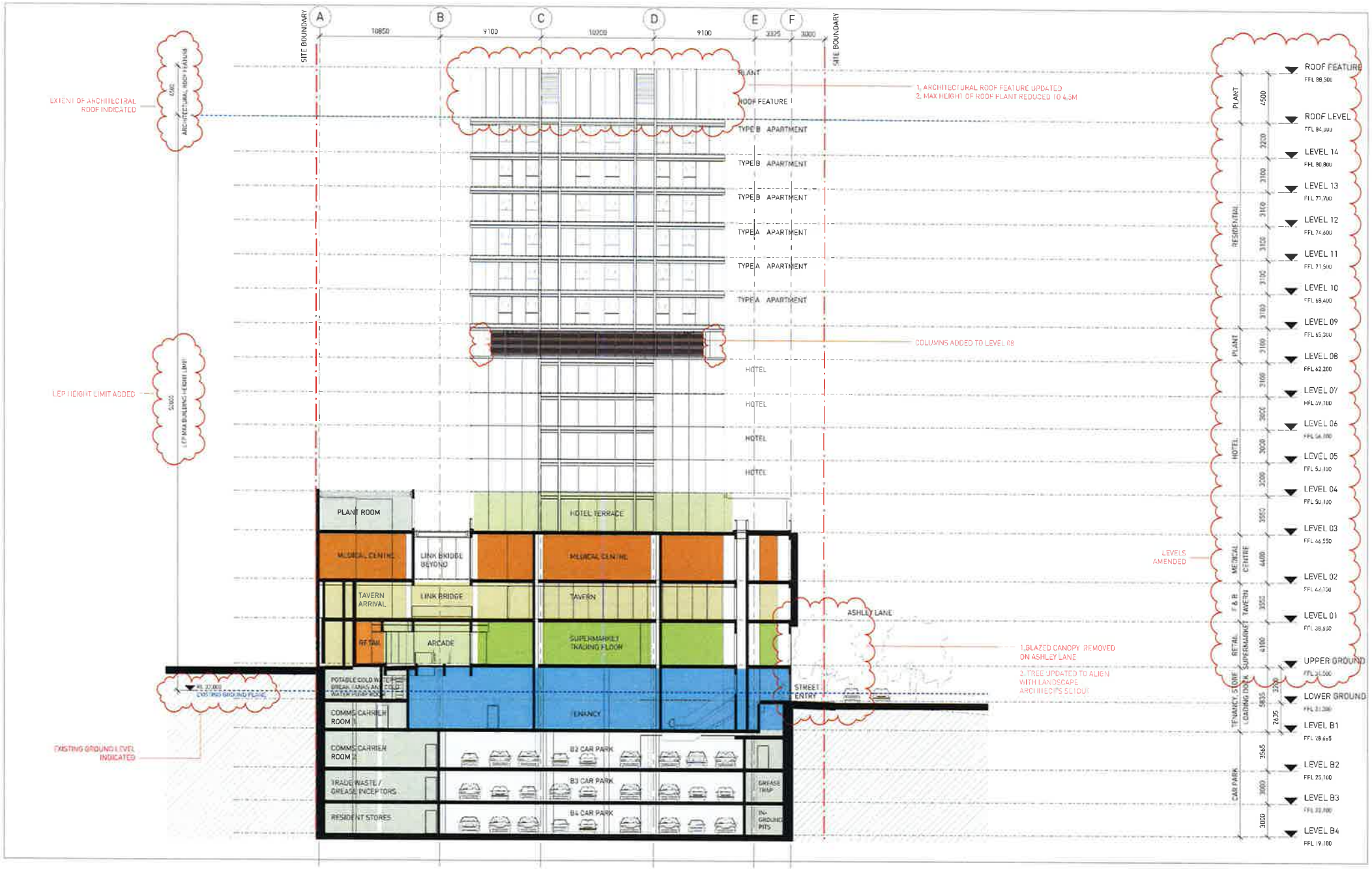

General Notes

1. Do not scale drawings. Dimensions govern.
2. All dimensions are in millimetres unless noted otherwise.
3. All dimensions shall be verified on site before proceeding with the work.
4. All omissions or discrepancies shall be notified to the architect.
5. Mechanical and Electrical plant and services shown are indicative only. Refer to Service Engineers drawings.
6. All sketches, section areas are indicative only.
7. Refer to Structural Engineers drawings for structural info.

Copyright

The copyright of this drawing together with any other documents prepared by Sissons Architects remains the property Sissons Architects.
Sissons Architects grants licence for the use of this document for the purpose for which it is intended. The licence is not transferable without the permission of Sissons Architects.

Rev	Date	Comment
A	24.07.2018	DA SUBMISSION
B	24.10.2018	REVISED DA
C	20.03.19	DA - RFI UPDATE

NOTES

1 EXISTING GROUND LEVEL [RL 32,000] TAKEN AS PER SURVEY: DETAIL PLAN, REF 20746/DET/2 SHEET 1, ISSUE A [8/2001] REFER TO DRAWING DA010 FOR CLARIFICATION

NOTE ADDED

North

Project
24-26 Railway Parade Wesimead 2145
NSW

Client

Drill Pty Ltd

Architect
SISSONS ARCHITECTS
Studio 501, Level 5
53 Berry St. North Sydney, NSW 2060
Tel: 02 8904 1850
www.sissonsarchitects.com

Scale
1 : 150 @A1 HALF SCALE @ A3

Drawing Title
SECTION 4

DEVELOPMENT APPLICATION

16-021 DA164 C
Project No. Drawing No. Rev.

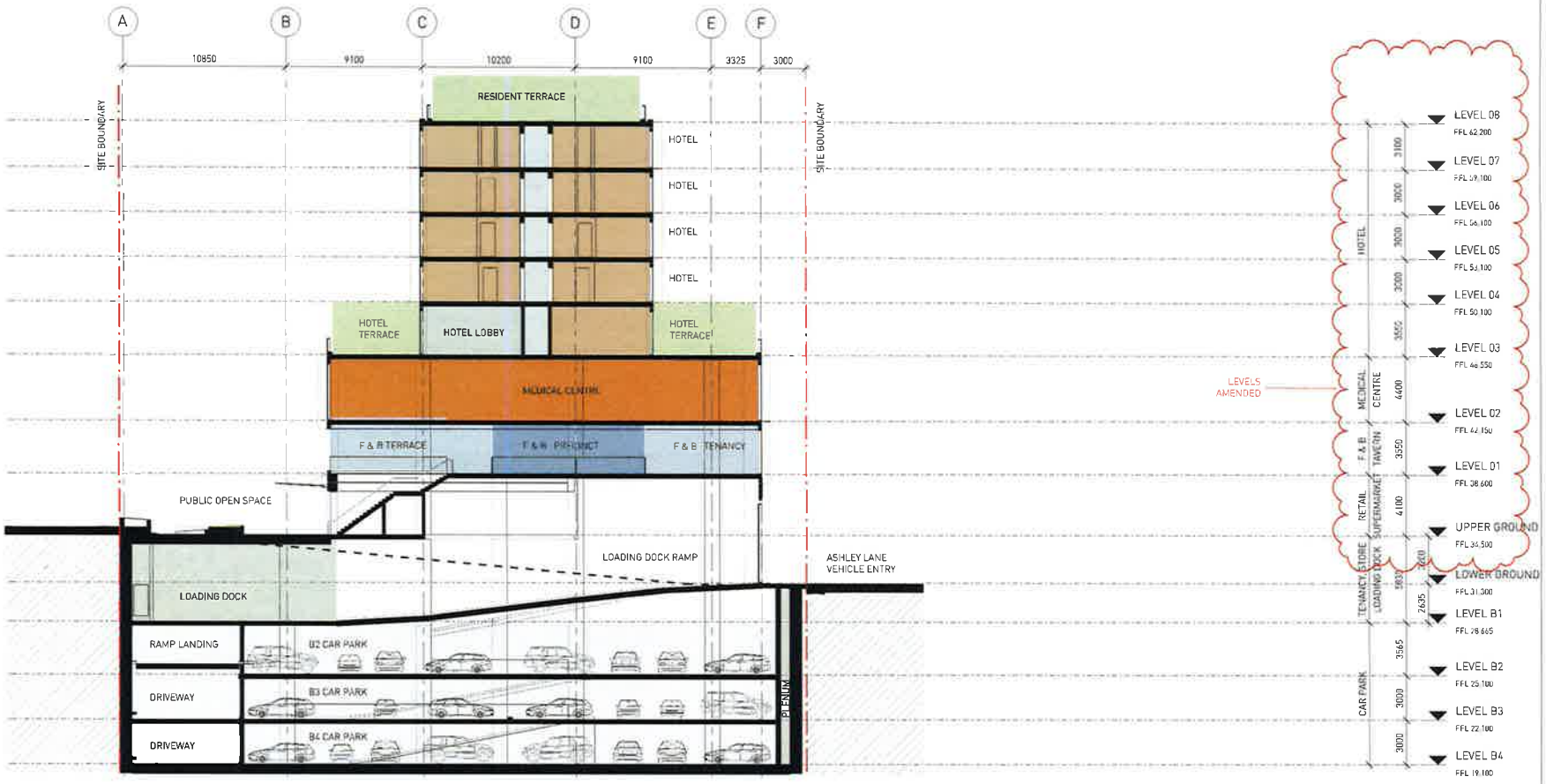

General Notes

1. Do not scale drawings. Dimensions govern.
2. All dimensions are in millimetres unless noted otherwise.
3. All dimensions shall be verified on site before proceeding with the work.
4. All omissions or discrepancies shall be notified to the architect.
5. Mechanical and Electrical plant and services shown are indicative only. Refer to Service Engineers drawings.
6. All steelwork section sizes are indicative only. Refer to Structural Engineers drawings for serial sizes.

Copyright

The copyright of this drawing together with any other documents prepared by Sissons Architects remains the property Sissons Architects.
Sissons Architects grants licence for the use of this document for the purpose for which it is intended. The licence is not transferable without the permission of Sissons Architects.

Rev.	Date	Comment
A	24.10.2016	DA SUBMISSION
B	24.10.2016	REVISED DA
C	05.03.19	DA - RFI UPDATE

Project
24-28 Railway Parade Westmead 2145
NSW

Client
Grid Pty Ltd

Architect
SISSONS ARCHITECTS
Studio 501, Level 5
53 Berry St, North Sydney, NSW 2060
Tel. 02 8904 1850
www.sissonsarchitects.com

Scale
1 : 150 @A1 HALF SCALE @ A3

Drawing Title
SECTION 5

DEVELOPMENT APPLICATION

16-021 DA165 C
Project No. Drawing No. Rev.

VIEW FROM SOUTH-EAST

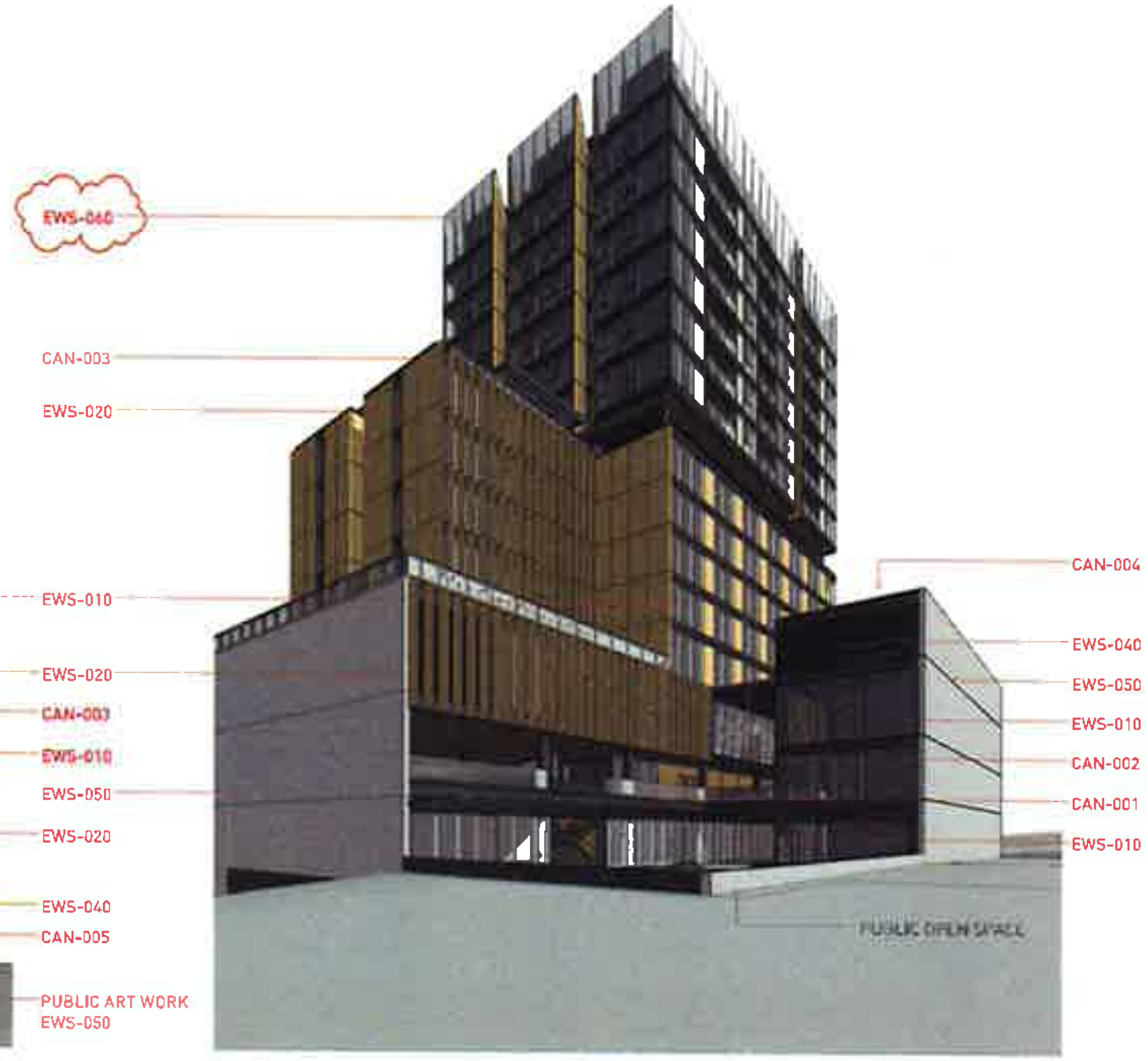

VIEW FROM NORTH-WEST

1. ARCHITECTURAL ROOF FEATURE UPDATED
2. GLAZED CANOPY REMOVED FROM ASHLEY LANE

LEGEND UPDATED

EXTERNAL WALL SYSTEMS

EWS-010 CURTAIN WALL GLAZING / CLADDING SYSTEM, BALUSTRADE
PANEL TYPES:
A. GLAZING: DOUBLE GLAZED HIGH PERFORMANCE LOW-E SOLAR NEUTRAL GREY TINTED GLASS
B. GLAZING WITH BACKPAN
C. SOLID PANEL
PANEL / BACKPAN: NON-COMBUSTIBLE CLADDING IN WARM COLOUR
FRAME: DARK GREY ALUMINIUM FRAME

EWS-020 VERTICAL LOUVRES - FIXED
LOUVRE MATERIAL: NON-COMBUSTIBLE MATERIAL IN WARM COLOUR
FRAME: DARK GREY ALUMINIUM FRAME

EWS-030 GLASS LOUVRES - OPERABLE
LOUVRE MATERIAL: GLASS
FRAME: DARK GREY ALUMINIUM FRAME

EWS-040 PLANT ROOM LOUVRES - FIXED
LOUVRE MATERIAL: ALUMINIUM, DARK GREY
FRAME: DARK GREY ALUMINIUM FRAME

EWS-050 SOLID WALL
CONCRETE OR MASONRY
COLOUR: DARK GREY

EWS-060 ARCHITECTURAL ROOF FEATURE
PANELS: GLAZED - NEUTRAL GREY TINTED GLASS
TRANSOMS / MULLIONS COLOUR: DARK GREY
SUPPORTING STRUCTURAL FRAME COLOUR: DARK GREY

CANOPIES

CAN-001 CLEAR GLASS CANOPY - GROUND FLOOR
PANEL TYPE: HEAT STRENGTHENED GLASS WITH SERAPHIC FRIT
FRAME: DARK GREY STEEL FRAME

CAN-002 CLEAR GLASS CANOPY AND VERTICAL SCREEN - ARCADE
PANEL TYPE: HEAT STRENGTHENED GLASS WITH SERAPHIC FRIT
FRAME: DARK GREY STEEL FRAME

CAN-003 CLEAR GLASS CANOPY - UPPER LEVEL TERRACES
PANEL TYPE: HEAT STRENGTHENED GLASS WITH SERAPHIC FRIT
FRAME: DARK GREY STEEL FRAME

CAN-004 OPEN CANOPY - L3 PLANT
FRAME: DARK GREY STEEL FRAME

CAN-005 CONCRETE CANOPY - ABOVE SUBSTATION
COLOUR: DARK GREY

General Notes

Copyright

Rev	Date	Comment
A	24.10.2018	DA SUBMISSION
B	24.10.2018	REVISED DA
C		DA - RFI UPDATE

North

Project: 24-28 Railway Parade Westmead 2145 NSW

Client: Unit Pty Ltd

Architect: SISSONS ARCHITECTS
Studio 501, Level 5
55 Berry St, North Sydney, NSW 2060
Tel. 02 8904 1853

Scale: 1 : 150 @A1 HALF SCALE @ A3

Drawing Title: EXTERNAL MATERIALS AND FINISHES

DEVELOPMENT APPLICATION

Project No. 16-021 Drawing No. DA170 Rev. C

PLANS AND NOTES UPDATED

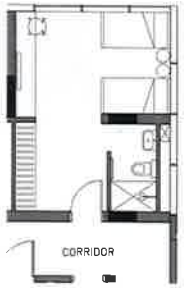

1 TYPICAL STANDARD ROOM
1 : 75

NOTE: EACH STANDARD ROOM CAN ACCOMODDATE TWIN SINGLE BEDS OR A QUEEN SIZED BED

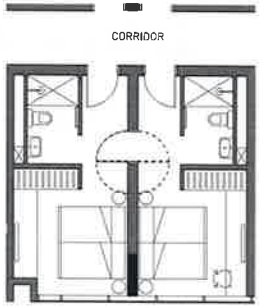

3 TYPICAL FAMILY ROOMS
1 : 75

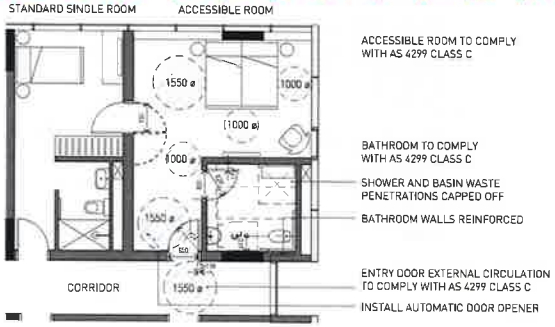

4 TYPICAL FAMILY ACCESSIBLE ROOMS
1 : 75

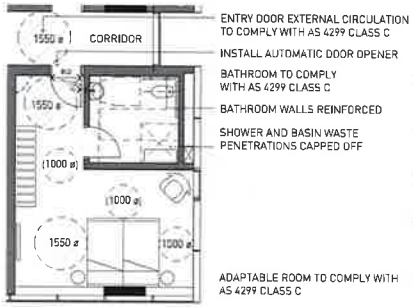

2 TYPICAL SINGLE ACCESSIBLE ROOM
1 : 75

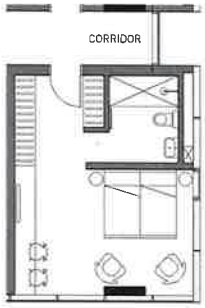

5 TYPICAL STANDARD ROOM TYPE B
1 : 75

General Notes

1. Do not scale drawings. Dimensions govern.
2. All dimensions are in millimetres unless noted otherwise.
3. All dimensions shall be verified on site before proceeding with the work
4. All omissions or discrepancies shall be notified to the architect
5. Mechanical and Electrical plant and services shown are indicative only. Refer to Service Engineers drawings.
6. All steelwork section sizes are indicative only. Refer to Structural Engineers drawings for serial sizes

Copyright

The copyright of this drawing together with any other documents prepared by Sissons Architects remains the property Sissons Architects.
Sissons Architects grants licence for the use of this document for the purpose for which it is intended. The licence is not transferable without the permission of Sissons Architects.

Rev.	Date	Comment
A	26.10.2016	DA SUBMISSION
B	24.10.2016	REVISED DA

NOTE

AREAS AND DIMENSIONS ARE PRELIMINARY ONLY BASED ON DA SET. SUBJECT TO STRUCTURAL AND SERVICES COORDINATION, GENERAL DESIGN DEVELOPMENT AND CONSTRUCTION TOLERANCES.

North

Project
24-26 Railway Parade Westmead 2145 NSW

Client
Drill Pty Ltd

Architect
SISSONS ARCHITECTS
Studio 501, Level 5
53 Berry St. North Sydney, NSW 2060
Tel. 02 9904 1803
www.sissonsarchitects.com

Scale
As indicated @ HALF SCALE @ A3

Drawing Title
HOTEL ROOM PLANS

DEVELOPMENT APPLICATION

Project No. 16-021 Drawing No. DA402 Rev. B

ROOM TYPE	NO.	DIMENSION	AREA	
FAMILY ACCESSIBLE ROOMS	3 X 2	8.75 X 6.5M	56M²	(2 rooms)
SINGLE ACCESSIBLE ROOMS	2	5.25 X 6.5M	34M²	
FAMILY ROOMS	5 X 2	6.85 X 6.5M	44M²	(2 rooms)
STANDARD ROOMS A	3	3.25 X 6.5M	21M²	
STANDARD ROOMS B	3	5.25 X 6.5M	34M²	
STANDARD ROOMS C	9	4.55 X 5.9M	26M²	
STANDARD ROOMS D	36	3.9 X 5.9M	23M²	
STANDARD ROOMS E	18	3.5 X 5.9M	20M²	
STANDARD ROOMS F	10	3.15 X 5.9M	18M²	
TOTAL ROOMS	97			

MIN 5/97 ACCESSIBLE ROOMS IN TOTAL.

1 HOTEL ROOM KEY PLAN L3
1 : 200

2 HOTEL ROOM KEY PLAN L4
1 : 200

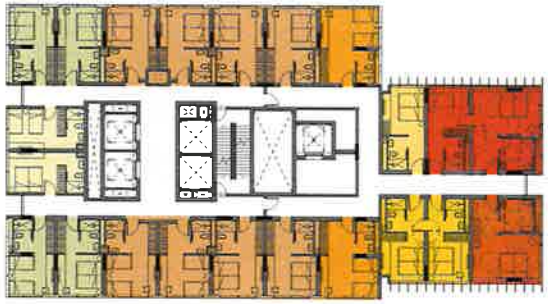

3 HOTEL ROOM KEY PLAN L5
1 : 200

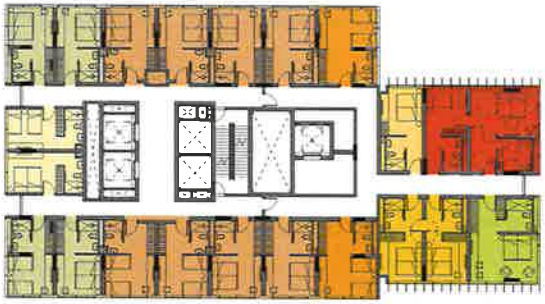

4 HOTEL ROOM KEY PLAN L6
1 : 200

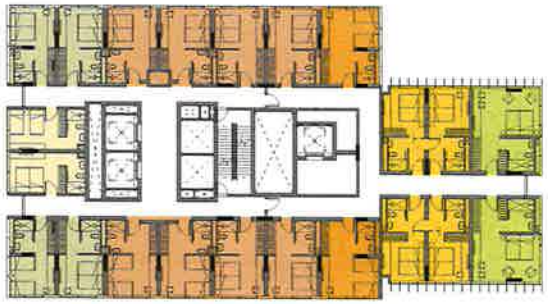

5 HOTEL ROOM KEY PLAN L7
1 : 200

General Notes

1. Do not scale drawings. Dimensions govern
2. All dimensions are in millimetres unless noted otherwise.
3. All dimensions shall be verified on site before proceeding with the work
4. All omissions or discrepancies shall be notified to the architect
5. Mechanical and Electrical plant and services shown are indicative only. Refer to Service Engineers drawings
6. All steelwork section sizes are indicative only. Refer to Structural Engineers drawings for serial sizes

Copyright

The copyright of this drawing together with any other documents prepared by Sissons Architects remains the property Sissons Architects.
Sissons Architects grants licence for the use of this document for the purpose for which it is intended. The licence is not transferable without the permission of Sissons Architects.

Rev	Date	Comment
A	26.10.2016	REVISED DA

NOTE

AREAS AND DIMENSIONS ARE PRELIMINARY ONLY BASED ON DA SET. SUBJECT TO STRUCTURAL AND SERVICES COORDINATION, GENERAL DESIGN DEVELOPMENT AND CONSTRUCTION TOLERANCES.

North

Project
26-28 Railway Parade, Westmead 2145 NSW

Client
Dvill Pty Ltd

Architect
SISSONS ARCHITECTS
Studio 501, Level 5
53 Berry St, North Sydney, NSW 2060
Tel. 02 8904 1803
www.sissonsarchitects.com

Scale
As indicated @ HALF SCALE @ A3

Drawing Title
HOTEL ROOM KEYPLANS

DEVELOPMENT APPLICATION

Project No. 16-021 Drawing No. DA403 Rev. A

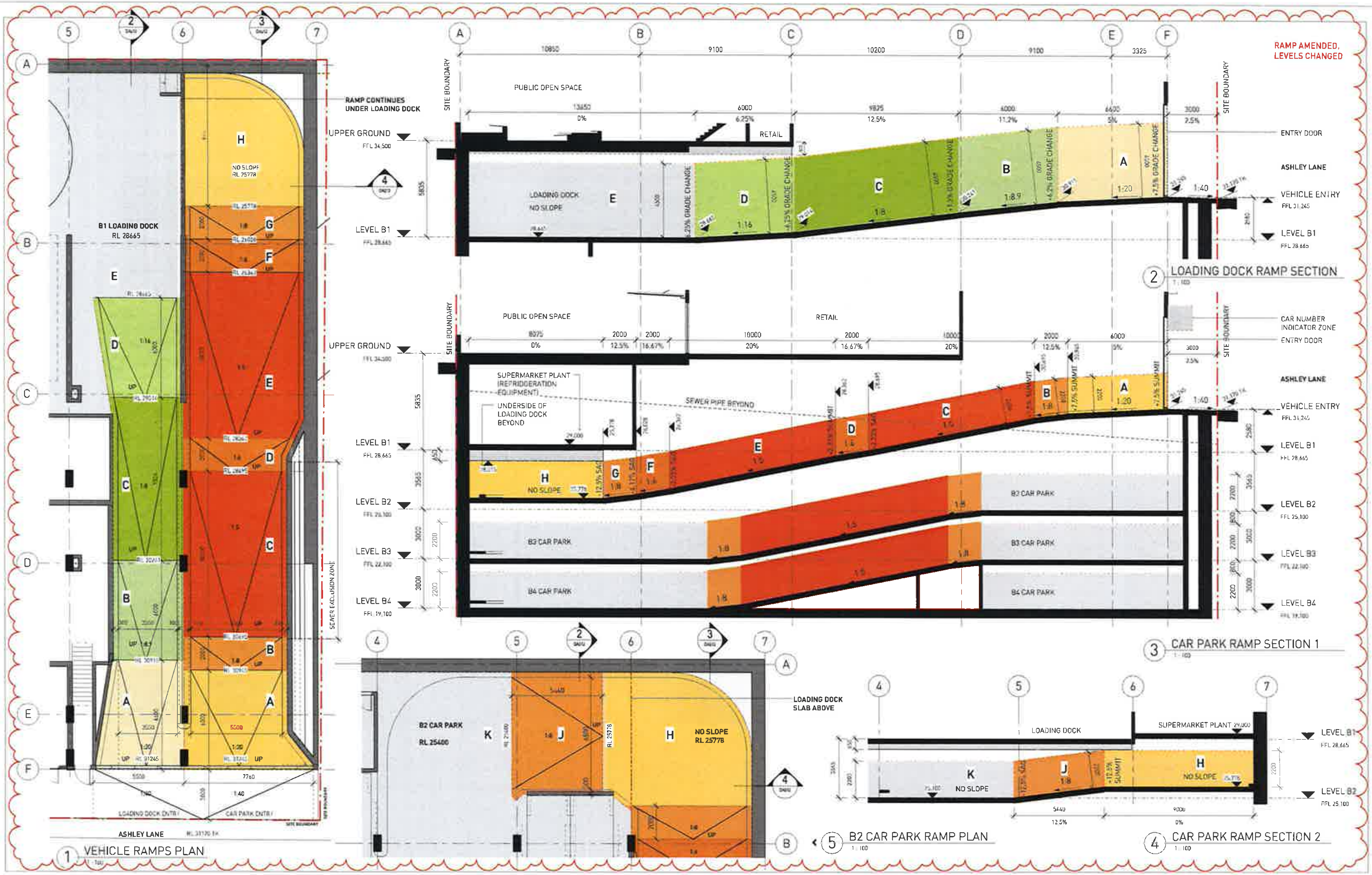

General Notes

1. Do not scale drawings. Dimensions govern.
2. All dimensions are in millimetres unless noted otherwise.
3. All dimensions shall be verified on site before proceeding with the work.
4. All omissions or discrepancies shall be notified to the architect.
5. Mechanical and Electrical plant and services shown are indicative only. Refer to Service Engineers drawings.
6. All steelwork section sizes are indicative only. Refer to Structural Engineers drawings for serial sizes.

Copyright

The copyright of this drawing together with any other documents prepared by Sissons Architects remains the property Sissons Architects.
Sissons Architects grants licence for the use of this document for the purpose for which it is intended.
The licence is not transferable without the permission of Sissons Architects.

Rev	Date	Comment
A	26.05.2016	DA SUBMISSION
B	26.10.2016	REVISED DA

NOTE
REFER TRAFFIC REPORT FOR SWEPT PATHS AND OTHER DETAILS.

LOADING DOCK RAMP TO COMPLY WITH AS 2890 2:2002
TABLE 3.2
MAXIMUM ROADWAY AND RAMP GRADES
AND RATES OF CHANGE OF GRADE
DESIGN VEHICLE: MRV, HRV
ROADWAY / RAMP GRADE (MAX): 1:6.5 (15.4%)
RATE OF CHANGE OF GRADE (MAX): 1:16 (6.25%) IN 7.0M OF TRAVEL

CAR PARK RAMS TO COMPLY WITH AS 2890 1:2004
2.5.3 CIRCULATION ROADWAY AND RAMP GRADES
a) STRAIGHT RAMPS: PUBLIC CAR PARKS
i) LONGER THAN 20M - 1 IN 6 (16.7%) MAXIMUM
ii) UP TO 20M LONG - 1 IN 5 (20%) MAXIMUM
d) CHANGES OF GRADE
i) 12.5 % (1 IN 8) FOR SUMMIT GRADE CHANGES
ii) 15 % (1 IN 6.7) FOR SAG GRADE CHANGES
e) GRADE TRANSITIONS
TRANSITIONS OF 2M IN LENGTH WILL USUALLY BE SUFFICIENT TO CORRECT BOTTOMING OR SCRAPING AT GRADE CHANGES UP TO 18%

Project	24-26 Railway Parade Westmead 2145 NSW
Architect	SISSONS ARCHITECTS, Studio 501, Level 5, 53 Berry St, North Sydney, NSW 2060, Tel. 02 8904 1853, www.sissonsarchitects.com
Client	Drill Pty Ltd
Scale	1 : 100 @A1 HALF SCALE @ A3
Drawing Title	VEHICLE ENTRY AND RAMP ANALYSIS — DEVELOPMENT APPLICATION
Project No. / Drawing No.	16-021 DA512
Rev.	B

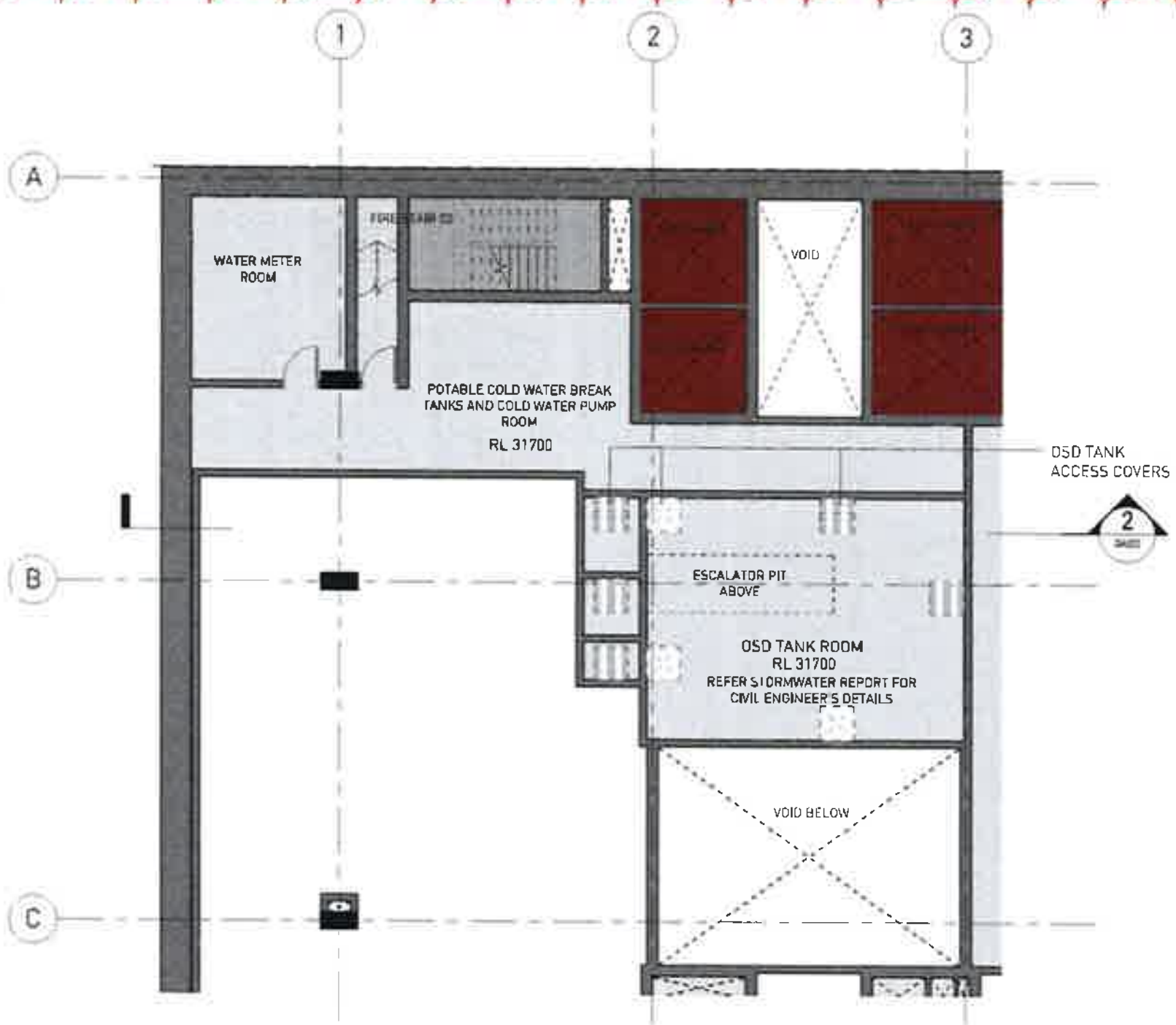

1 LOWER GROUND FLOOR DETAIL PLAN - OSD TANK
1 : 100

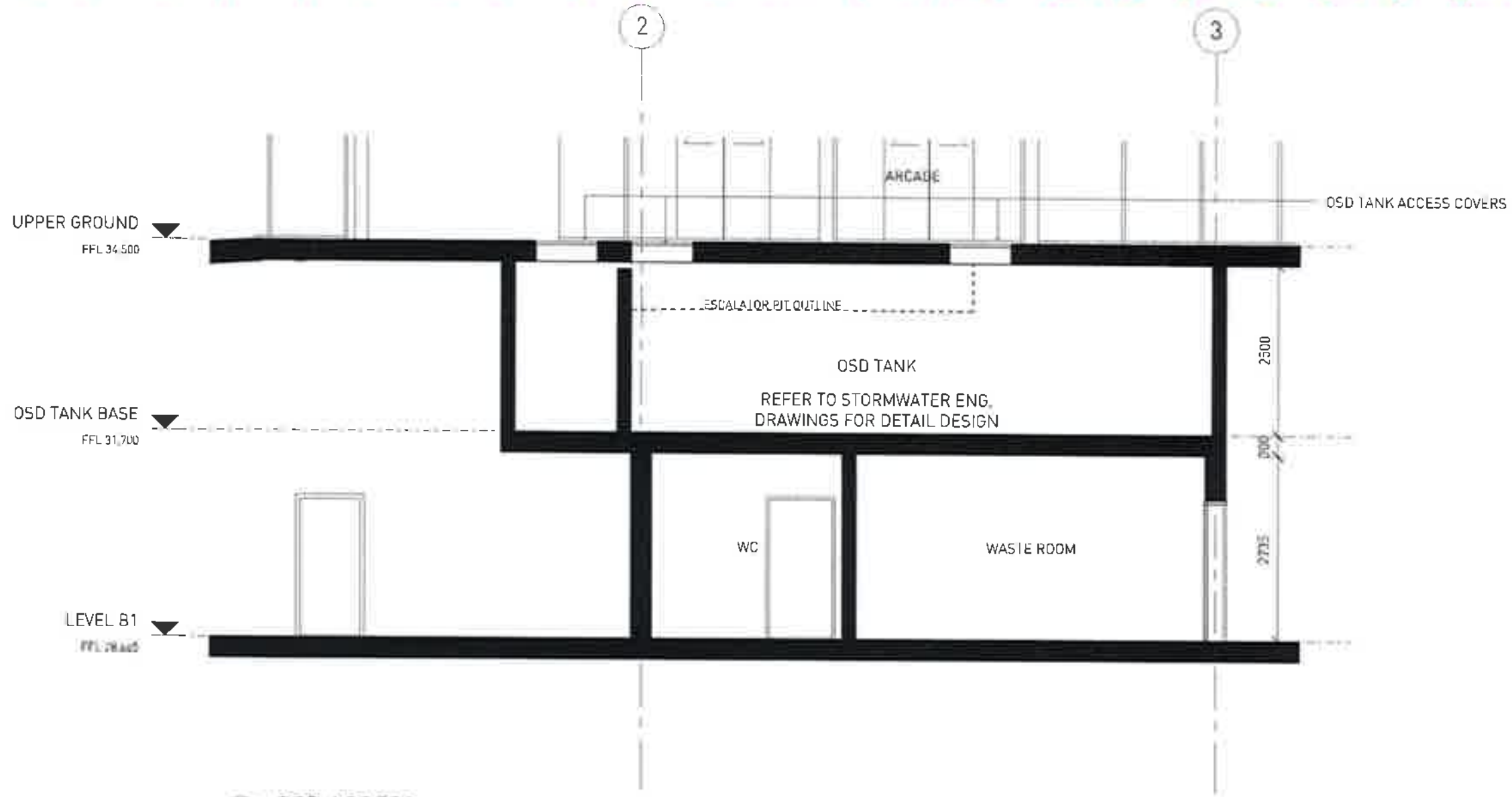

2 OSD ACCESS STRATEGY
1 : 50

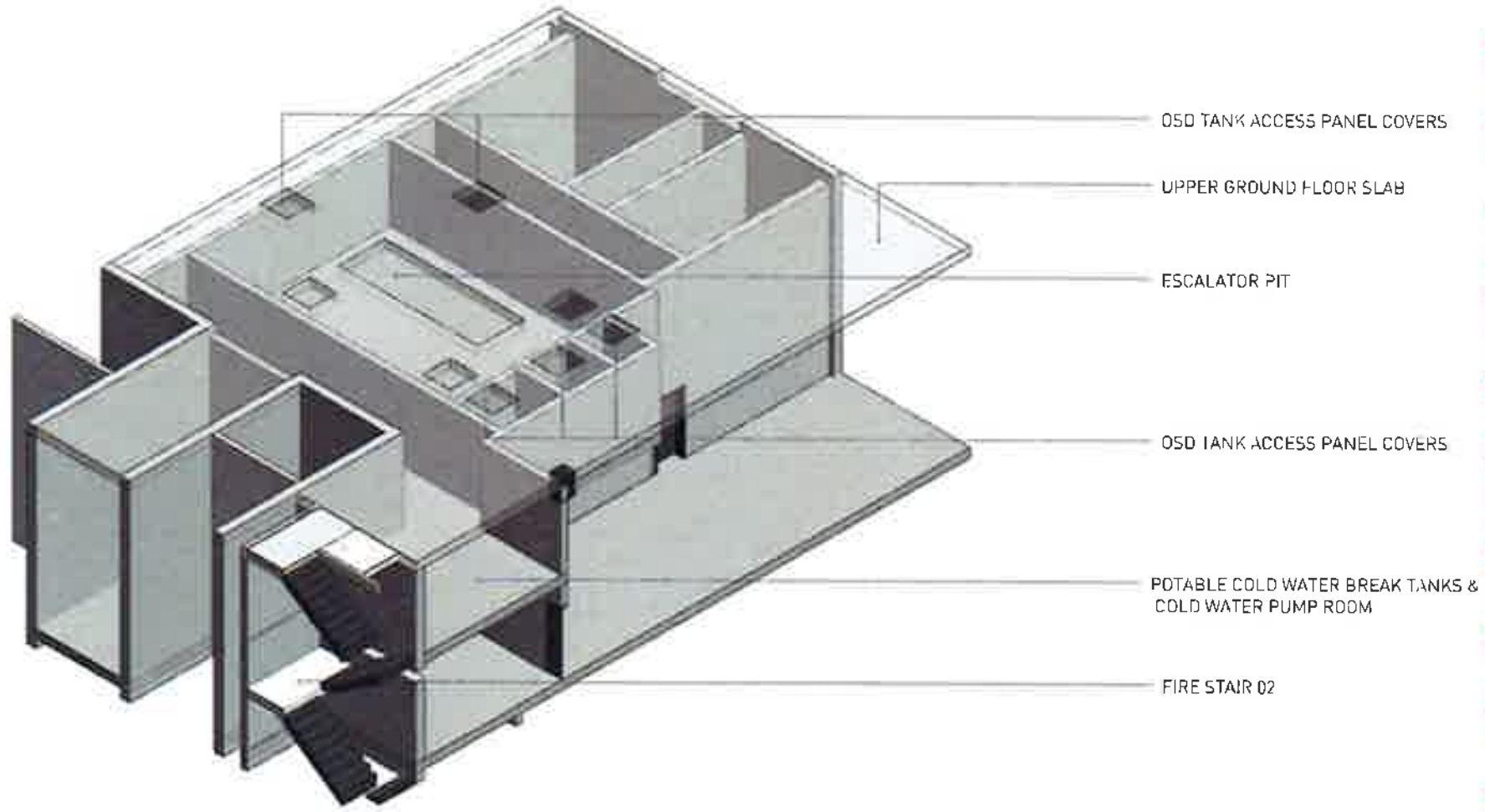

3 3D VIEW - OSD ACCESS STRATEGY

B OSD TANK DESIGN UPDATED

General Notes

1. Do not scale drawings. Dimensions govern.
2. All dimensions are in millimetres unless noted otherwise.
3. All dimensions shall be verified on site before proceeding with the work.
4. All omissions or discrepancies shall be notified to the architect.
5. Mechanical and Electrical plant and services shown are indicative only. Refer to Service Engineers drawings.
6. All slab/wall section sizes are indicative only. Refer to Structural Engineers drawings for detail sizes.

Copyright

The copyright of this drawing together with any other documents prepared by Sissons Architects remains the property Sissons Architects.
Sissons Architects grants licence for the use of this document for the purpose for which it is intended.
The licence is not transferable without the permission of Sissons Architects.

Rev	Date	Comment
A	[illegible]	DA - RFI UPDATE
B	[illegible]	DA - OSD TANK UPDATE

North

Project
24-26 Railway Parade Westmead 2145
NSW

Client
[illegible] Pty Ltd

Architect
SISSONS ARCHITECTS
Studio 501, Level 5
53 Berry St. North Sydney, NSW 2060
Tel. 02 8904 1853
www.sissonsarchitects.com

Scale
AS INDICATED @ A1
HALF SCALE @ A3

Drawing Title
OSD TANK ACCESS STRATEGY

DEVELOPMENT APPLICATION

16-021 DA550 B
Project No. Drawing No. Rev.